
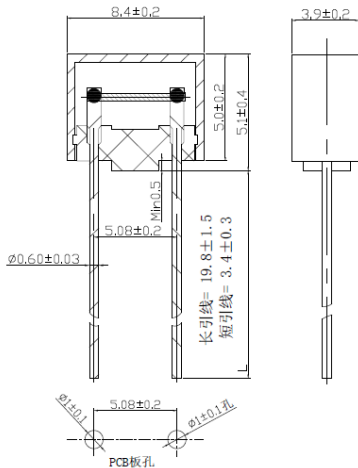


936 Box Subminiature Fuse



(unit:mm)



Conventional products are braided products, and refer to EPS specification for details.

Main Characteristics

Box subminiature fuse; Time-Lag (T)

Standard

IEC 60127

Materials

Fuse body: Thermoplastic
Lead: Tin plated copper

Operating Temperature

-55°C to +125°C

Storage Conditions

+10°C to +60°C
Relative humidity: ≤75% yearly average without dew, maximum 30 days at 95%

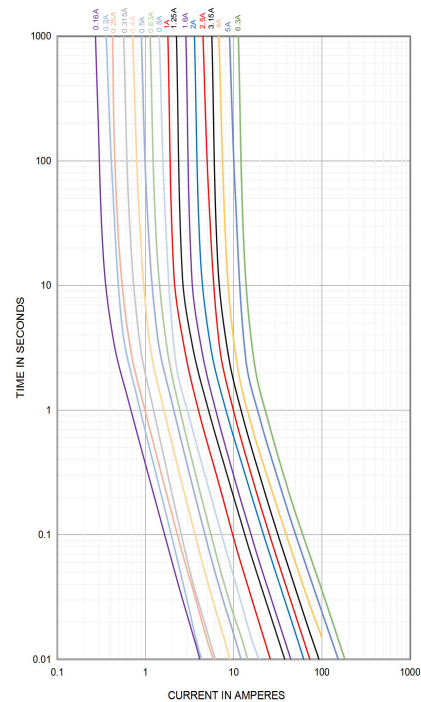
Vibration Resistance

24 cycles at 15 min. each (60068-6)
10-60Hz at 0.75mm amplitude
60-2000Hz at 10g acceleration

Soldering Parameters

260°C. ≤5 sec (Wave Soldering)
350°C. ≤3 sec (Hand Soldering)
Soldering Peak:
260°C. 10 sec. (IEC 60068-20)

Average Current Curve(I-T Curve)



Time vs Current Characteristics: IEC 60127-3

Rated Current	150%	210%	275%	400%	1000%
0.16A-6.3A	>1h	<2min	400ms-10s	150ms-3s	20ms-150ms



Electrical Characteristics at 25°C

Amp Code	Rated Current	Rated Voltage	Voltage Drop Max(mV)	Max Power Dissipation (mW)	Typical Cold Resistance (mΩ)	Nominal Melting I²T (A²sec)	Breaking Capacity	Approvals				
								cURus	CCC	TUV	KC	PSE
0160	160mA	250V AC 300V AC 400V AC 250V DC	280	190	929	0.17	130A@250V AC 100A@300V AC 100A@400V AC 60A@250V DC	•	•	•	•	○
0200	200mA		260	200	743	0.17		•	○	•	○	○
0250	250mA		240	220	468	0.39		•	•	•	•	○
0315	315mA		220	250	330	0.37		•	○	•	○	○
0400	400mA		200	280	211	0.80		•	○	•	○	○
0500	500mA		190	310	168	1.73		•	○	•	○	○
0630	630mA		180	360	125	2.01		•	○	•	○	○
0800	800mA		160	430	113	3.50		•	○	•	○	○
1100	1.00A		140	500	91.0	6.76		•	•	•	•	•
1125	1.25A		130	600	66.3	13.72		•	•	•	•	•
1160	1.60A		120	730	45.7	18.85		•	•	•	•	•
1200	2.00A		100	870	35.0	38.4		•	•	•	•	•
1250	2.50A		100	1000	25.3	60.0		•	•	•	•	•
1315	3.15A		100	1200	19.9	82.33		•	•	•	•	•
1400	4.00A		100	1400	12.9	116		•	•	•	•	○
1500	5.00A		100	1400	10.3	235		•	•	•	•	○
1630	6.30A	100	1400	8.70	317	•	•	•	•	○		

- Notes:** 1. Permissible continuous operating current is ≤100% at ambient temperature of 23°C (73.4°F)
2. The current values used for calculating I²T should be within the standard range of 8ms ~ 10ms.

Ordering Information

Series	Amp Code	Supplementary Code	Qty
936			



Sales Contact
s1s01@beterfuse.com

Technical Support
Kenny@betterfuse.com

National High-tech Enterprise
SC 32C National Technical Committee Member of China
Intertek ISO 9001 Certified Company
Intertek ISO 14001 Certified Company
Intertek QC 080000 Certified Company
NQA IATF 16949 Certified Company

国家高新技术企业
SC 32C 国内专家组成员单位
ISO 9001 认证企业
ISO 14001 认证企业
QC 080000 认证企业
IATF 16949 认证体系