


312 Subminiature cartridge Fuse



Main Characteristics

Subminiature cartridge fuse; Time-Lag (T)

Standard

UL248-14

Materials

Tube: Glass Tube
 End Caps: Nickel plated brass
 Axial Leads: Nickel plated caps
 Tin plated copper wires

Operating Temperature

-55°C to +125°C

Storage Conditions

+10°C to +60°C
 Relative humidity: ≤75% yearly average
 Without dew, maximum 30 days at 95%

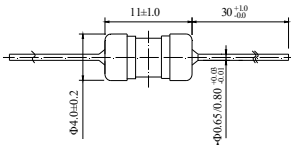
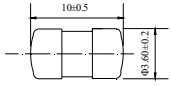
Vibration Resistance

120 cycles in 1 direction at 1 min. each
 10-55Hz, 3 directions (X, Y, Z) in total
 According to MIL-STD-202 Method 201A

Soldering Parameters

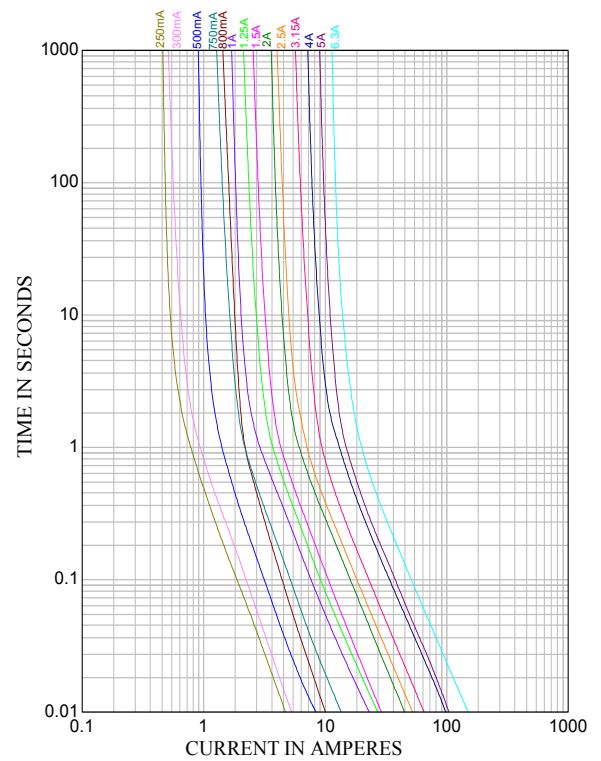
260°C. ≤5 sec (Wave Soldering)
 350°C. ≤3 sec (Hand Soldering)
 Soldering Peak:
 260°C. 10 sec. (IEC 60068-20)

Dimensions (unit:mm)



★ 250mA~7A: Ø0.65mm
 8A~10A: Ø0.80mm

Average Time Current (I-T) Curves



Time vs Current Characteristics: UL248-14

Rated Current	100%	200%
250mA~10A	>4h	5s~60s

Electrical Characteristics at 25°C

Amp Code	Rated Current	Rated Voltage	Typical Resistance (cold)	Typical Resistance (mΩ)	Nominal Melting I ² t(A ² sec)	Breaking Capacity	Approvals	
							cULus	
							125V	250V
0250	250mA	250V AC	674	0.221	0.221	50A @ 250V AC 50A @ 125V AC	•	•
0300	300mA		485	0.281	0.281		•	•
0315	315mA		415	0.302	0.302		•	•
0350	350mA		340	0.384	0.384		•	•
0400	400mA		310	0.490	0.490		•	•
0500	500mA		285	0.706	0.706		•	•
0750	750mA		114.5	1.85	1.85		•	•
0800	800mA		140	1.00	1.00		•	•
1100	1.00A		115	5.29	5.29		•	•
1125	1.25A		57.8	7.29	7.29		•	•
1150	1.50A		52.0	8.41	8.41		•	•
1160	1.60A		45.0	8.75	8.75		•	•
1200	2.00A		33.0	20.3	20.3		•	•
1250	2.50A		27.95	27.6	27.6		•	•
1300	3.00A		25.0	64.0	64.0		•	•
1315	3.15A		21.0	42.3	42.3		•	•
1350	3.50A		19.0	68.5	68.5		•	•
1400	4.00A		14.7	96.1	96.1		•	•
1500	5.00A		11.9	110	110		•	•
1630	6.30A		8.50	228	228		•	•
1700	7.00A		4.50	64.0	64.0		•	•
1800	8.00A	6.20	77.4	77.4	•	•		
2100	10.00A	5.10	121	121	•	•		

Note: 1. Permissible continuous operating current is 100% at ambient temperature of 23°C (73.4°F)
 2. The current values used for calculating I²T should be within the standard range of 8ms ~ 10ms.

Ordering Information

Series	Amp Code	Supplementary Code	Qty
312			



Sales Contact
 sls01@betterfuse.com

Technical Support
 Kenny@betterfuse.com

National High-tech Enterprise
 SC 32C National Technical
 Committee Member of China
 Intertek ISO 9001 Certified Company
 Intertek ISO 14001 Certified Company
 Intertek QC 080000 Certified Company
 NQA IATF 16949 Certified Company

国家高新技术企业
 SC 32C 国内专家组成员单位
 ISO 9001 认证企业
 ISO 14001 认证企业
 QC 080000 认证企业
 IATF 16949 认证体系